





Mobile Printing Available!

How to print from a laptop or a desktop computer:

- Begin by visiting **www.printeron.net/wpl/hunter**
- Select the printer and enter your email address.
- Browse your computer to find and select the file you wish to print. Click the grey forward button  .
- Confirm the printing options and click on the green printer icon  . You will see the status of your print job and a reference number.
- At the Print Release Station in the library, select "Release a Print Job".
- Enter the email address you supplied and select your print job.

Your print job will be printed! Take your prints to the Check Out desk for payment.

How to use email to send something to the library printer:


- Email from any device directly to the library's print system at **wpl-hunter-bw@printspots.com**
- At the Print Release Station in the library, select "Release a Print Job".
- Enter the email address you supplied and select your print job.

Your print job will be printed! Take your prints to the Check Out desk for payment.



Mobile Printing Available!

How to print from tablet or smartphone app:

- Visit your device's 'store' for apps, install and launch the **PrinterOn** App. 
- Click "No printer selected".
- Click "Search". Search for **WPL Hunter**.
- Find **WPL Hunter St** and click Black and White.

To print:

- *Documents*: when viewing the document, click in the upper right corner and upload the document to the PrinterOn App.
- *Photos from your phone*: open the app, click on "photo" and select a photo to print. Select the printer and click the print icon.
- *Emails*: Press the + icon and follow the wizard to setup your email. Select an email to print, click on the print icon, click Print. Enter an email address and click on the check mark.
- *Websites*: Enter the web address and click on the print icon and click Print. Enter an email address and click on the check mark.
- At the Print Release Station in the library, select "Release a Print Job".
- Enter the email address you supplied and select your print job.

Your print job will be printed! Take your prints to the Check Out desk for payment.