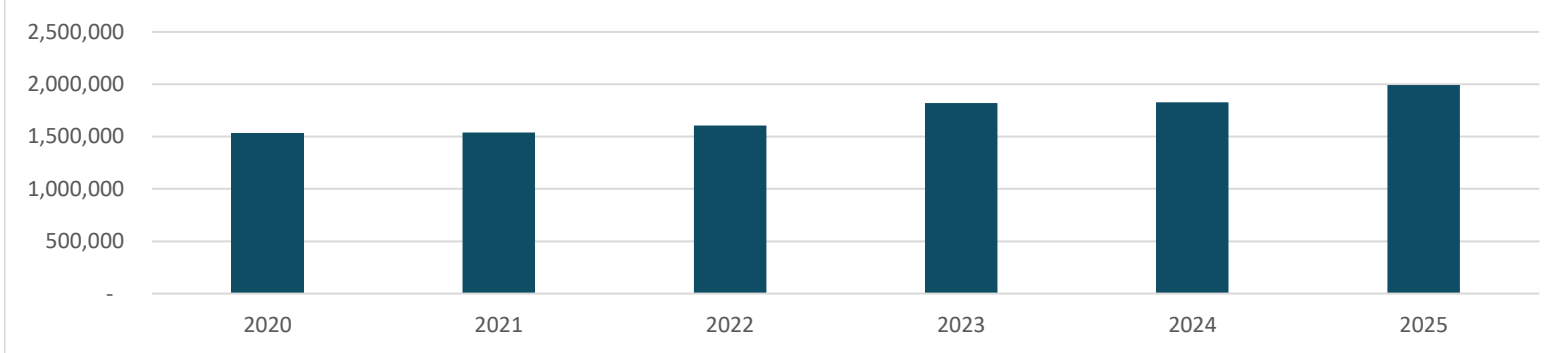




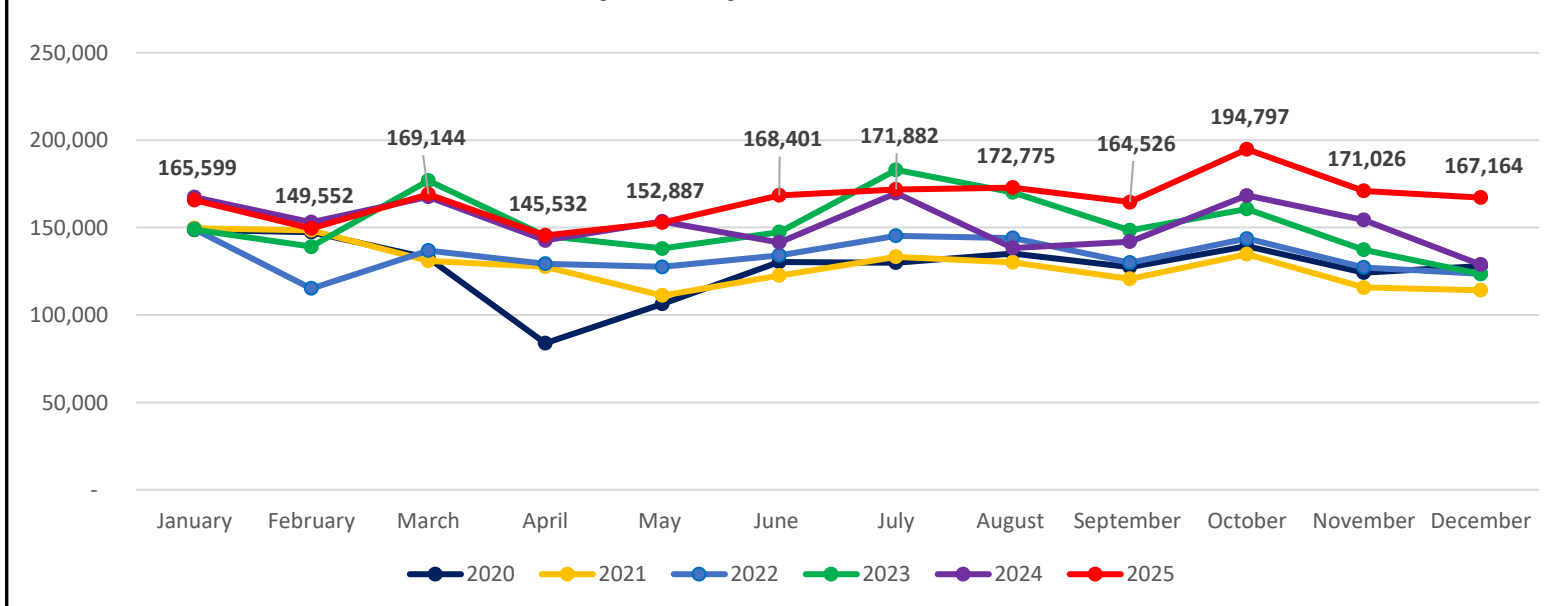
WOODSTOCK Public Library

Total Library Uses 2020 - 2025 YTD

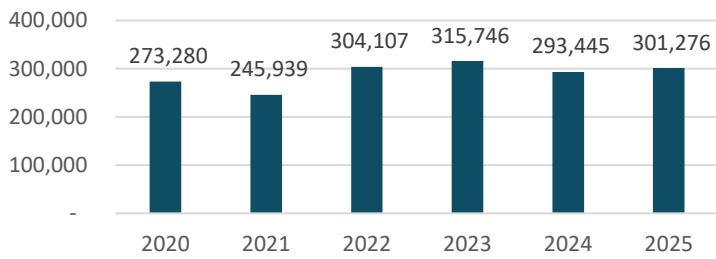


2025	Total Circulation	In Person Visits	Electronic Visits	Social Media Engagments	Program Attendance	Public Computer Use	WIFI Access	Database Searches	Total Library Uses
January	24,960	12,270	99,524	21,869	1,136	1,099	1,629	1,820	164,307
February	24,965	11,214	88,962	15,178	2,610	932	1,605	4,086	149,552
March	27,609	14,417	92,962	27,490	2,077	1,034	1,699	1,856	169,144
April	23,537	12,143	87,621	15,903	1,362	1,522	1,675	1,766	145,529
May	23,830	11,345	83,746	27,449	2,025	1,302	1,792	1,398	152,887
June	24,274	10,570	87,502	35,212	3,082	1,252	1,667	4,842	168,401
July	29,240	12,416	96,205	24,222	3,859	1,477	1,531	2,932	171,882
August	27,806	11,027	89,933	37,147	2,261	1,201	1,409	1,991	172,775
September	24,744	11,403	90,286	31,319	1,437	1,193	1,742	2,402	164,526
October	25,762	12,474	99,470	49,427	2,480	1,271	1,890	2,023	194,797
November	22,759	11,339	84,194	46,283	1,596	1,183	1,803	1,869	171,026
December	21,790	9,901	83,273	45,613	1,265	919	1,450	2,953	167,164
TOTAL	301,276	140,519	1,083,678	377,112	25,190	14,385	19,892	29,938	1,991,990

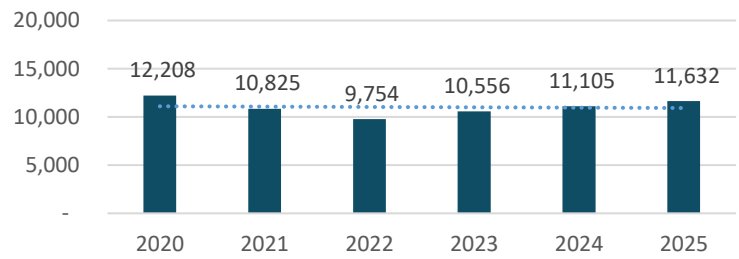
Total Library Uses by Month 2020-2025



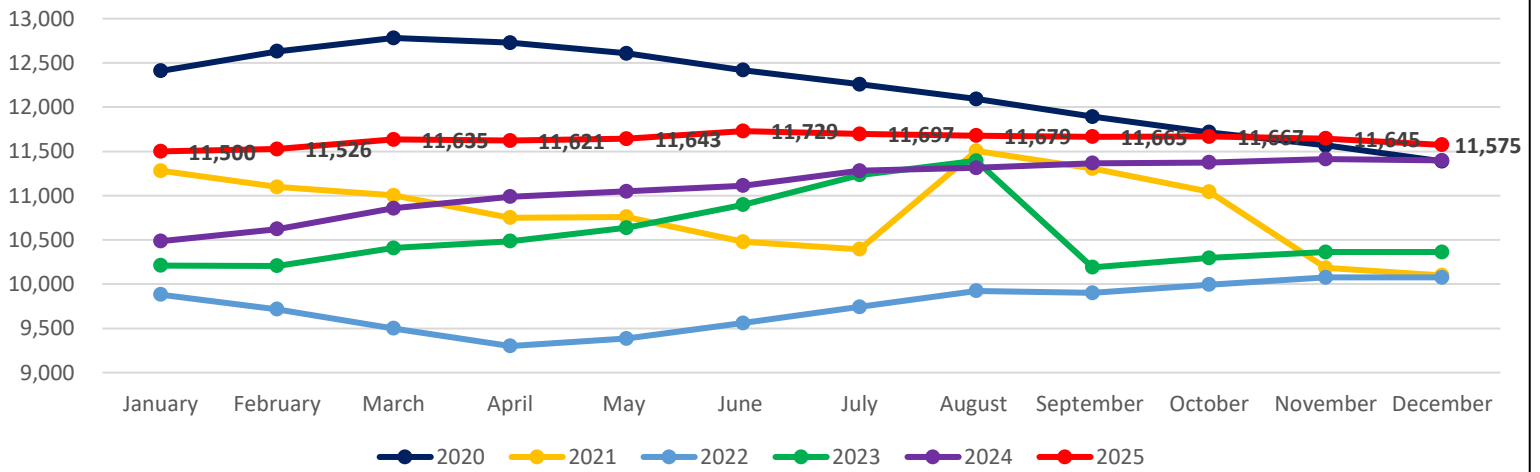
Annual Library Circulation Total 2020-2025



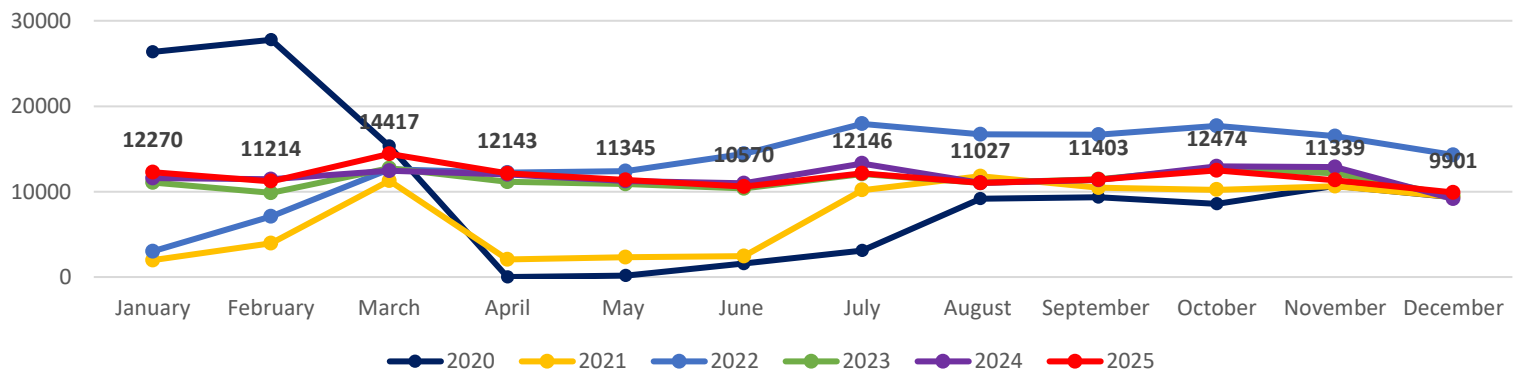
Monthly Average Active Users Count 2020-2025 YTD



Active Cardholders 2020-2025



In Person Visits - 2020-2025



Total Circulation by Month - 2020-2025 (Physical & Digital)

