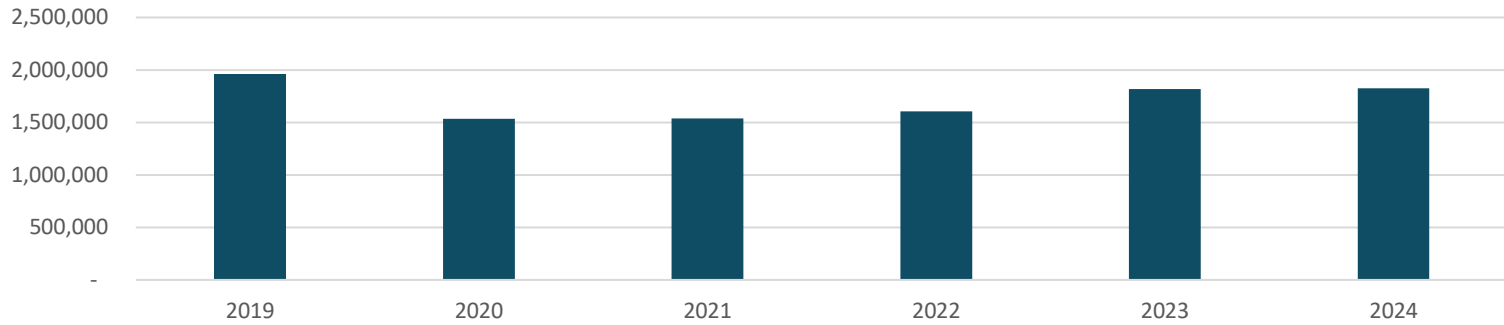




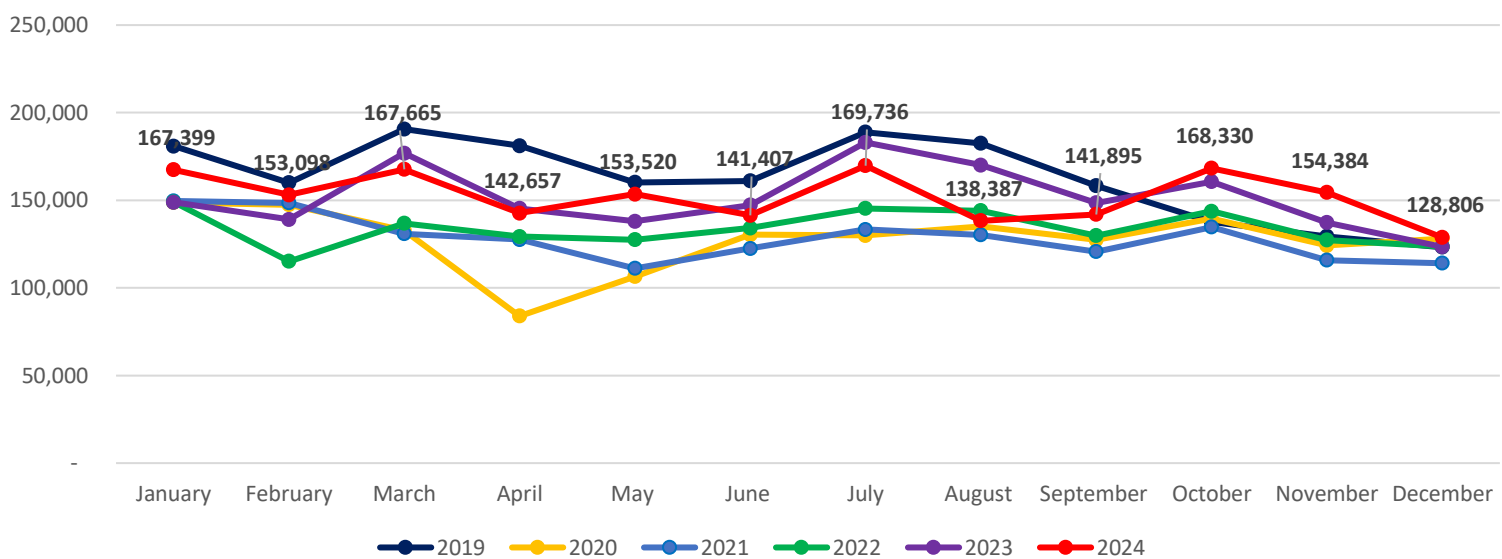
WOODSTOCK Public Library

Total Library Uses 2019 - 2024 YTD

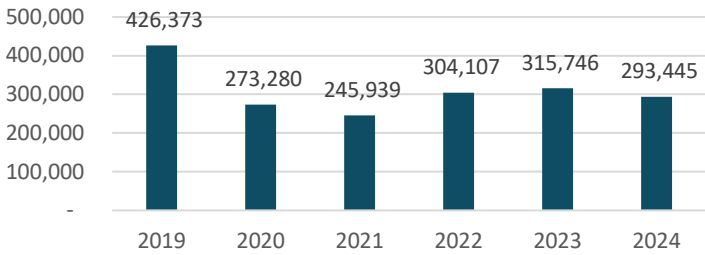


2024	Total Circulation	In Person Visits	Electronic Visits	Social Media Engagments	Program Attendance	Public Computer Use	WIFI Access	Database Searches	Total Library Uses
January	25,479	11,569	91,259	32,820	1,144	1,084	1,600	2,444	167,399
February	25,816	11,445	86,320	24,776	1,296	934	1,712	799	153,098
March	27,447	12,424	99,361	23,214	1,747	1,138	1,664	670	167,665
April	24,408	12,020	86,147	13,772	1,528	1,035	1,881	1,866	142,657
May	22,186	11,230	90,099	22,155	1,854	892	1,845	3,259	153,520
June	22,510	10,961	87,408	11,572	3,910	993	1,662	2,391	141,407
July	27,247	13,281	103,661	14,472	6,314	1,002	1,276	1,483	169,736
August	26,142	11,025	82,815	10,705	3,831	927	1,219	1,723	138,387
September	23,270	11,361	78,675	15,341	1,321	1,010	1,703	9,214	141,895
October	24,157	12,966	93,442	31,367	1,701	1,113	1,834	1,750	168,330
November	23,372	12,879	84,440	23,339	1,461	1,150	1,745	5,998	154,384
December	21,411	9,149	74,074	17,528	718	796	1,524	3,606	128,806
TOTAL	293,445	140,310	1,057,701	241,061	26,825	12,074	19,665	35,203	1,826,284

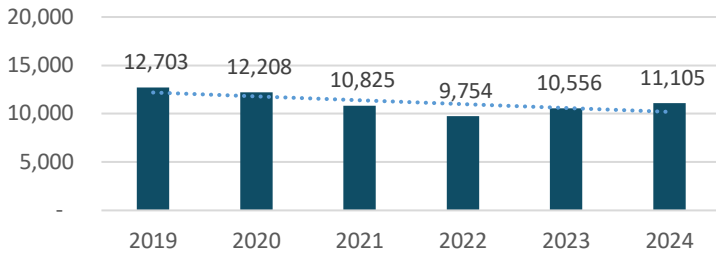
Total Library Uses by Month 2019-2024



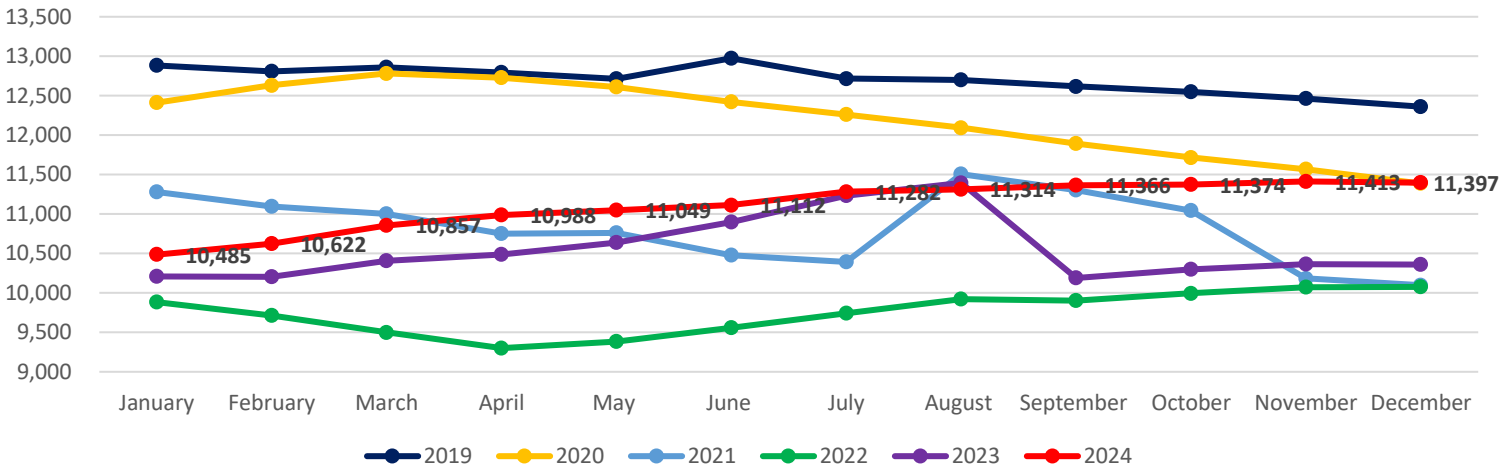
Annual Library Circulation Total 2019-2024



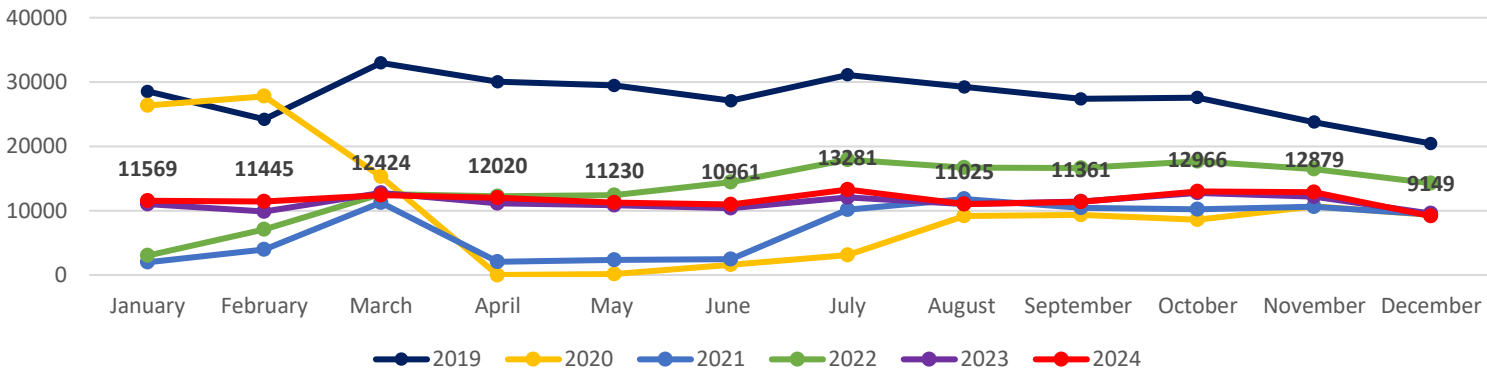
Monthly Average Active Users Count 2019-2024 YTD



Active Cardholders 2019-2024



In Person Visits - 2019-2024



Total Circulation by Month - 2019-2024 (Physical & Digital)

